



COMPLIANCE ON IMTS 2010 DATA ITEMS — CHALLENGES

Status of Global IMTS 2010 Data Items Compliance

Challenges in Compilation



Markie Muryawan and Ann-Kristin Kreutzmann

United Nations Statistics Division

© 2019



IMTS 2010 RECOMMENDS COMPILATION ADDITIONAL DATA ITEMS

Valuation

- Imports on the FOB basis (in addition to CIF); valuation of specific categories of goods

Partner country

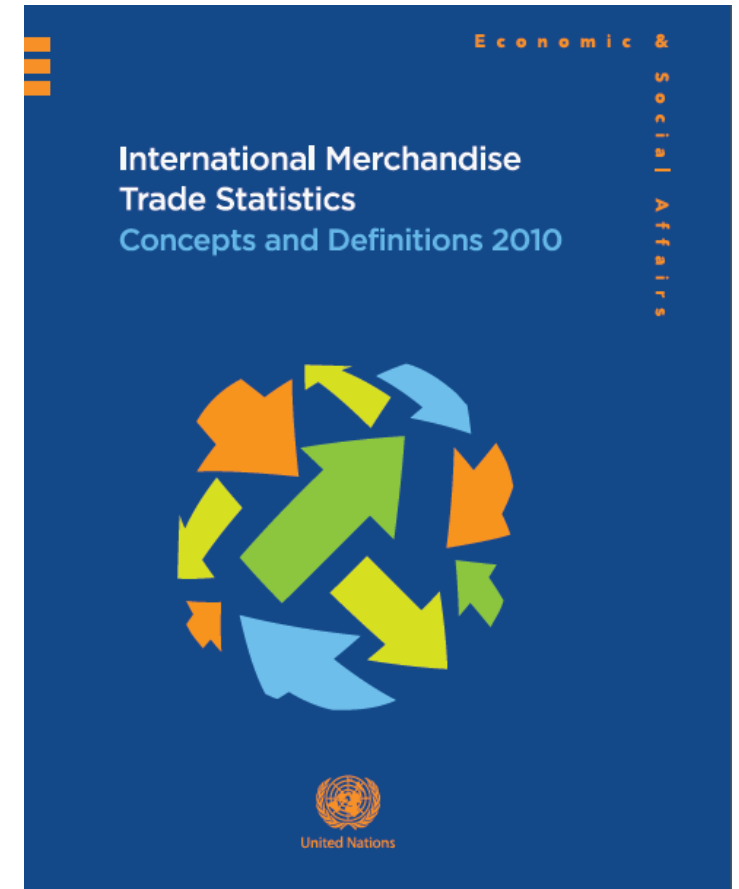
- Second partner country (country of consignment)

Mode of Transport

- Add as additional data dimension

Customs procedure codes (CPC)

- Customs procedures applied to individual transactions to be made part of the data set provided by customs





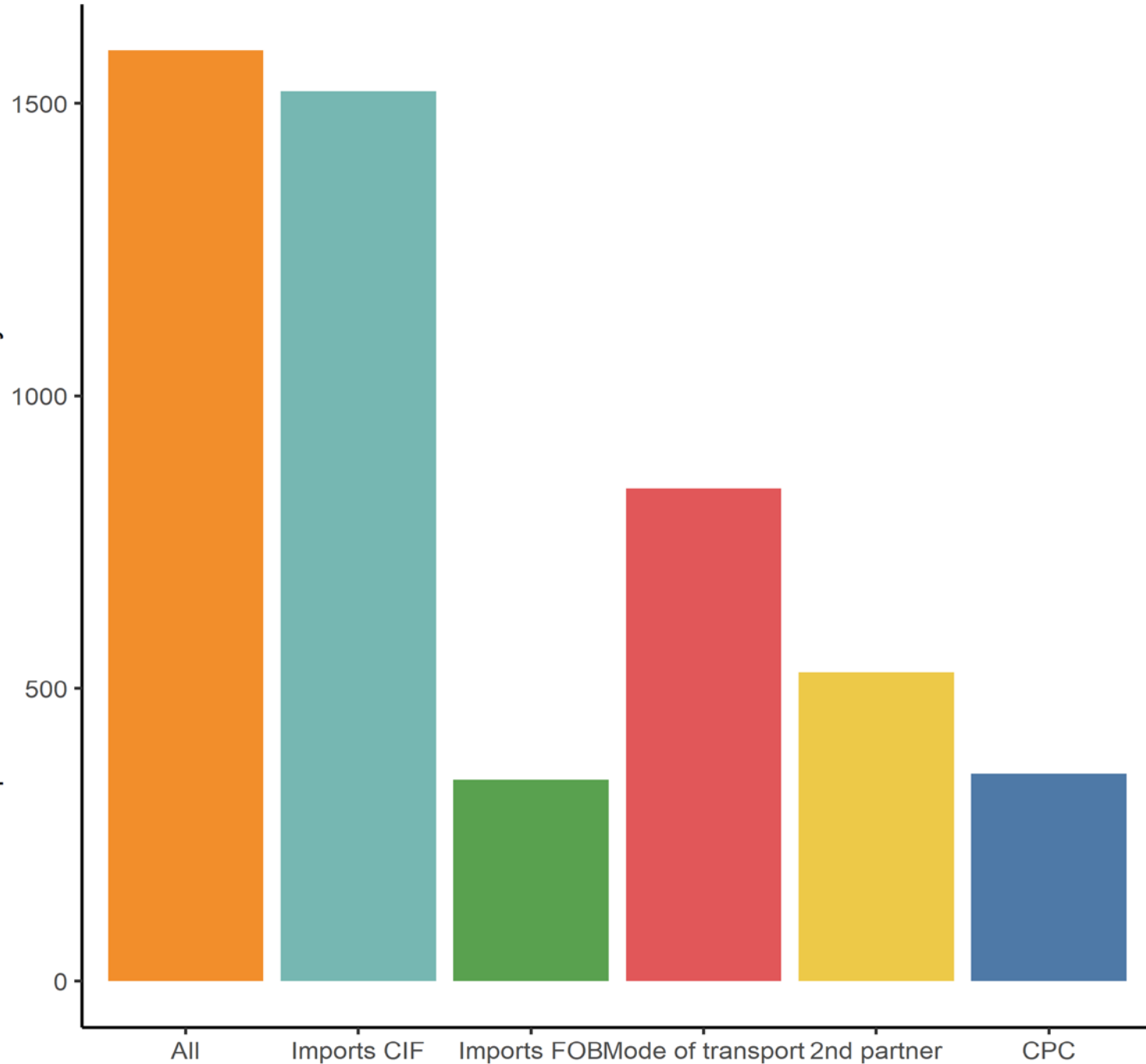
AFTER 9 YEARS: STATUS OF IMTS 2010 DATA ITEMS COMPLIANCE

For reference period of 2018 from total of 1590 total datasets (both annual and monthly):

- 53% Mode of Transport
- 33% 2nd Partner for Imports
- 21% both Imports FOB and CIF
- 22% CPC breakdown

Can we improve this stats?

Reported datasets for the reference year 2018





CPC: CUSTOMS PROCEDURE CODES

		Trade Flow				Excluded Flow
		General Exports		General Imports		
Code Id	Code Name	Domestic goods	Foreign goods	Domestic goods	Foreign goods	
C_01	Clearance for home use				X	
C_02	Reimportation in the same state			X		
C_03	Outright exportation	X	X			
C_04	Customs warehouses			X	X	
C_05	Free zone	X	X	X	X	
C_06	Inward processing	X	X	X	X	
C_07	Outward processing	X	X	X	X	
C_08	Drawback	X	X			
C_09	Processing of goods for home use			X	X	
C_10	Carriage of goods coastwise	X	X	X	X	*
C_11	Customs offences	X	X	X	X	*
C_12	Travellers	X	X	X	X	*
C_13	Postal traffic	X	X	X	X	
C_14	Stores	X	X	X	X	
C_15	Relief consignments	X	X	X	X	*
C_16	Customs transit					X
C_17	Transshipment					X
C_18	Temporary admission					X
C_19	Means of transport for commercial use					X
C_20	CPC N.E.S.	X	X	X	X	
C_TOTAL	All customs procedure codes	X	X	X	X	X

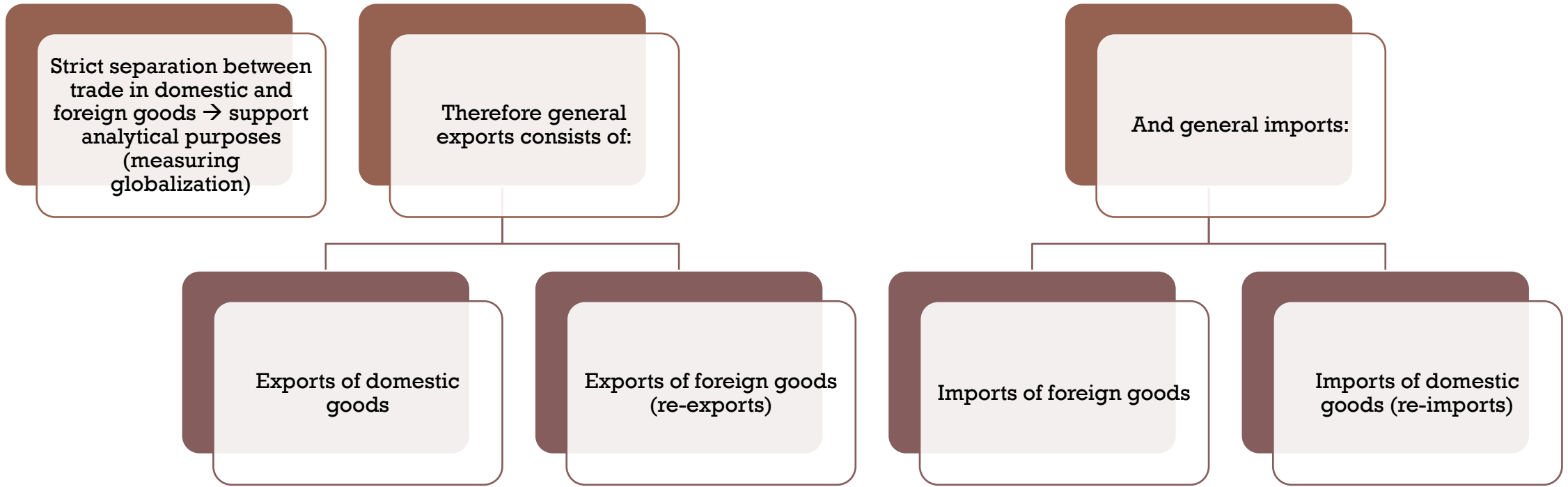
- Used by Customs to describe flow of trade and nature of transaction
- It is used also to categorize special transaction on specific goods, trading partners, etc.
- It is mostly driven by the need to manage application customs duties
 - i.e., inward processing procedure relieves partly of fully customs duties
- WCO Revised Kyoto Convention provides overall structure
 - Free circulation; Reimportation in the same state; etc.

* Not all transactions are included in IMTS, see IMTS 2010 para. 8.5



SAMPLE OF ANALYTICAL TABLE TAKEN FROM MADAGASCAR 2018 TRADE DATA

CPC description	Values in US\$		
	General exports	General imports	Trade Balance
Clearance for home use		106,350,892,936	-106,350,892,936
Reimportation in the same state		350,947,763	-350,947,763
Outright exportation	97,715,522,141		97,715,522,141
Customs warehouses		1,714,630,366	-1,714,630,366
Free zone		5,233,610,959	-5,233,610,959
Inward processing		15,753,189,051	-15,753,189,051
Outward processing	88,651,060		88,651,060
Drawback			
Temporary admission			
Stores	2,394,634,609		2,394,634,609
CPC N.E.S.	57,760,227	1,209,429,409	-1,151,669,182
Total CPCs	100,256,568,037	130,612,912,798	-30,356,344,761

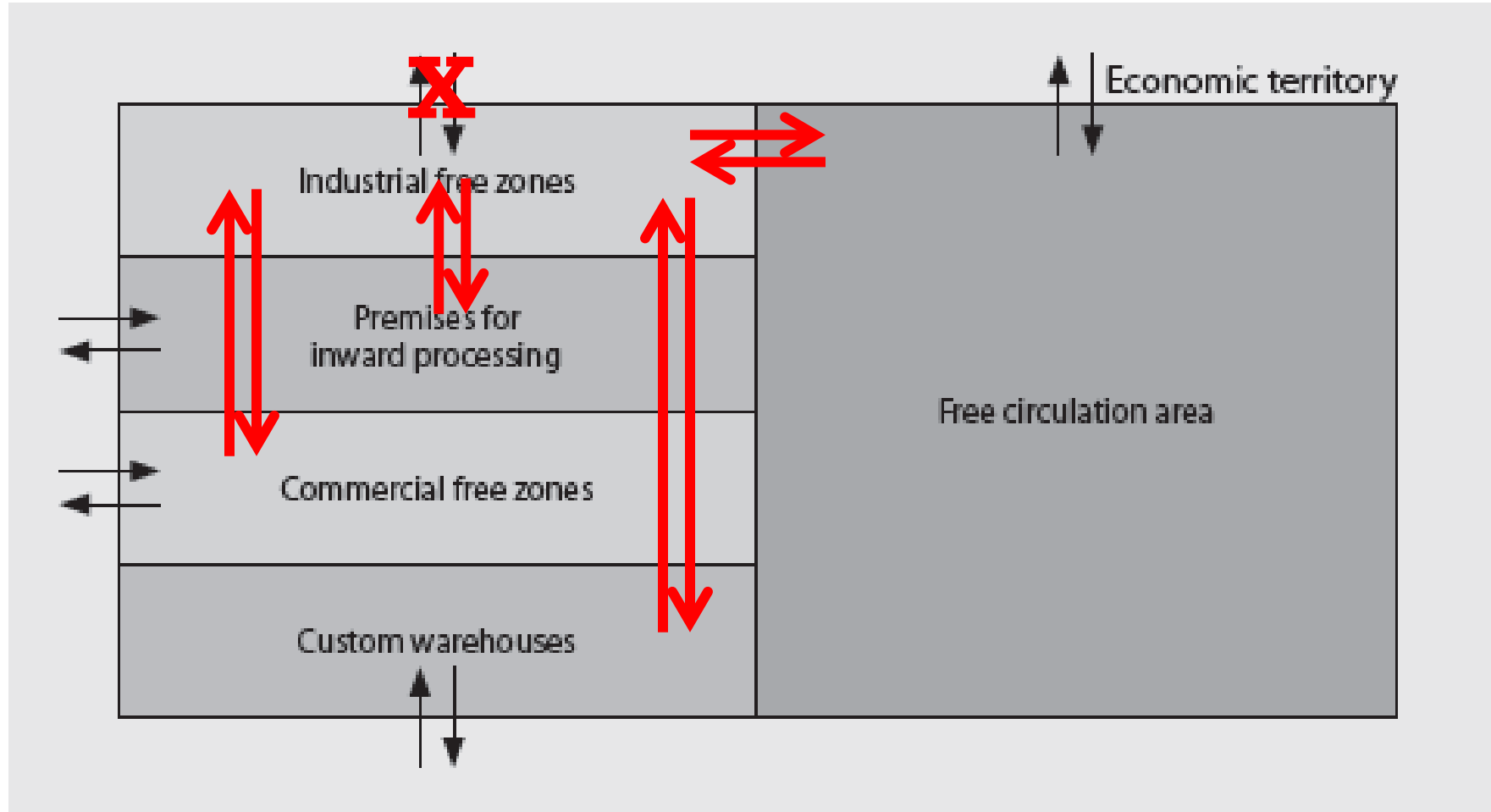


NOTE ABOUT RE-EXPORTS / RE-IMPORTS



GENERAL AND SPECIAL TRADE SYSTEM

Rest of the world (incl. customs transit)

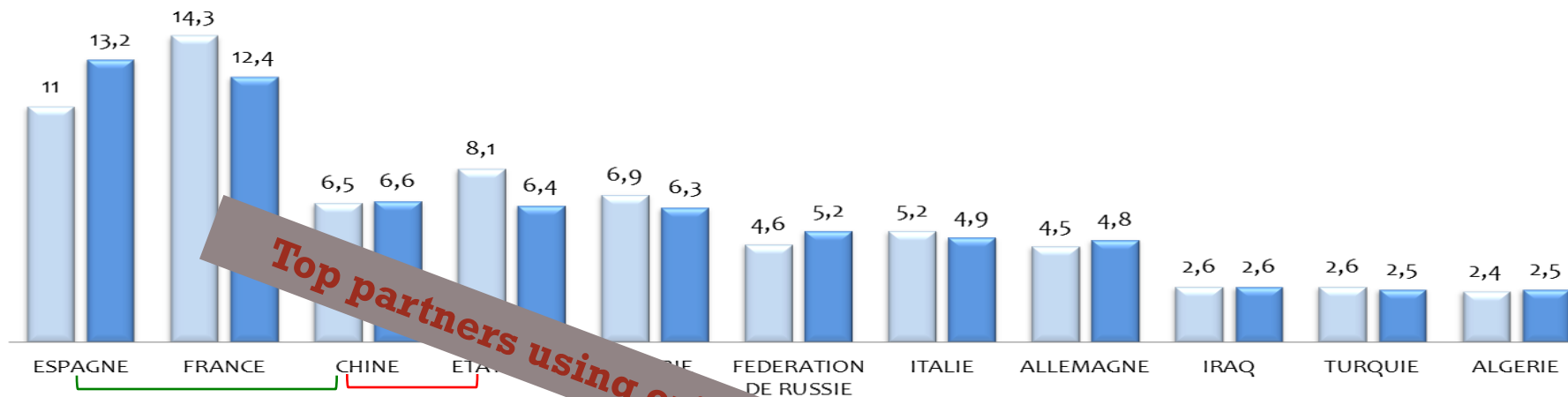


→ Representing imports and exports under the respective trade system.



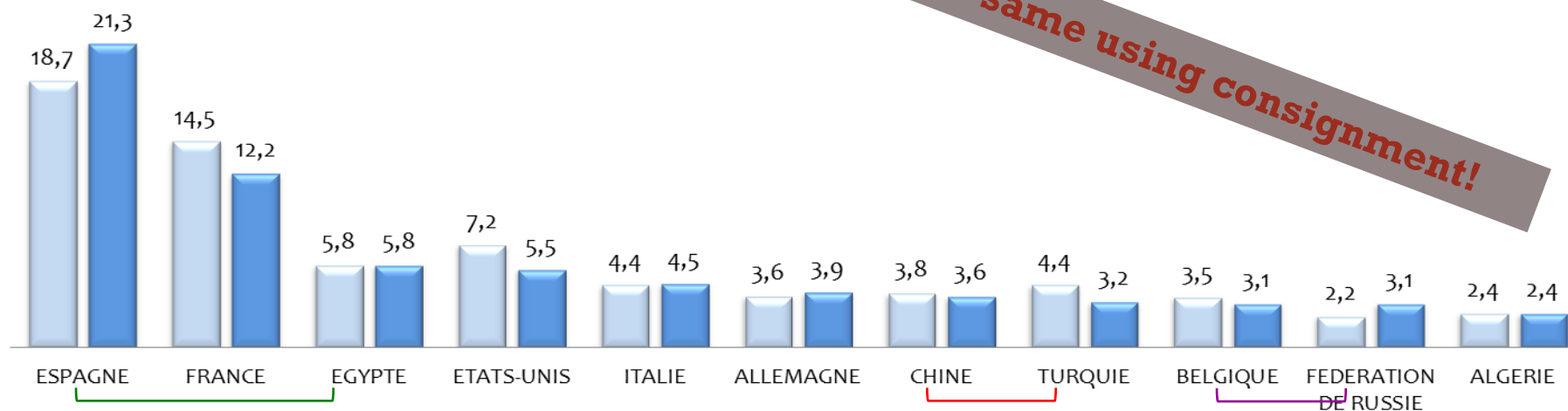
ANALYZING TRADE USING TWO PARTNERS

Importations par pays d'origine



Top partners using origin are not the same using consignment!

Importations par pays de provenance



■ 2011 ■ 2012

THANK YOU

muryawan@un.org

ann-kristin.kreutzmann@un.org

